

___/4P


1 I can find out about free-time activities in Wales.

→p. 46/1

Read the text and tick the boxes.

The Brecon Beacons

Do you like hiking? Then you should visit the Brecon Beacons. It is a huge national park in the middle of Wales with mountains, museums and an adventure farm. The park is also famous for its lakes and rivers where you can go fishing. All you need for hiking are some good shoes and a map (and maybe a jacket). You can have a picnic and enjoy walking up the mountains. It is a great place for all ages and not far away from Cardiff.



right

wrong

not in the text

- The Brecon Beacons are a park in the centre of Cardiff.
- You shouldn't go hiking in old trainers.
- The best thing is to stay in a tent and camp.
- The Brecon Beacons are only good for old people.

___/4P

2 I can talk about plans in the near future.

→p. 46/2

Make four sentences with these words. (Musterlösung)

- I'm/I am going to meet friends after school.
- I'm/I am going to go to the cinema next week.
- I'm/I am going to have a picnic at the weekend.
- I'm/I am not going to play football tomorrow.

meet friends

go to the cinema

have a picnic

not play football

after school

next week

at the weekend

tomorrow

___/5P

3 I can compare things and activities.

→p. 47/3

Compare these activities with the information from the table.

	surfing	canoeing	rugby
1. Canoeing <u>is more popular than</u> rugby. popular?	👍	👍👍👍	👍👍
2. Rugby <u>is funnier than</u> surfing. funny?	😊😊	😊😊	😊😊😊
3. Surfing <u>is as exciting as</u> rugby. exciting?	+++	++++	+++
4. Surfing <u>is more expensive than</u> canoeing. expensive?	£50	£35	£20
5. Canoeing <u>is older than</u> rugby. old?	400 years	9000 years	150 years

___/5P

4 I can present information about an activity or a place.

→p. 47/4

Choose the activity OR the place and write a short text about it.

Musterlösung: Rock climbing is cool and exciting.

You can climb the highest mountains.

But you must wear a helmet, warm clothes

and good shoes. You can have a lot of fun in a group.

And you can enjoy the view, of course!

ROCK CLIMBING

- cool + exciting
- climb the highest mountains
- helmets, warm clothes, good shoes
- fun in a group
- enjoy the view

CARDIFF

- capital and biggest city of Wales
- visit museums and churches
- map, raincoat
- come with friends
- enjoy shopping

___/4P

5 I can understand a report from a school website.

→p. 47/5

Read the text about the school trip to Wales and answer the questions.

x

<1> Home <2> About <3> **News** <4> Info

OUR SCHOOL TRIP TO WALES

On Monday morning we started our school trip to Wales. It was a long way from Greenwich to North Wales and so we asked our teachers, "Are we there yet?" again and again. Then we crossed the River Severn and saw the sign "Croeso I Gymru" – that is Welsh for "Welcome to Wales". Our first stop was at St Fagan's National Museum of Wales where we saw old buildings like a school, a church and a castle. At the Outdoor Adventure Centre we chose mountain biking first. It was a great activity and Dave was even faster than Luke. But Olivia was the fastest in the race. The next day we went canoeing on the River Severn. It was very difficult to get into the canoe! We paddled all day long. In the evening, we were so tired that we were in bed at 9 o'clock. But we didn't sleep because one of us snored ... On our last day we went to Caldicot Castle and to Cardiff, the capital city of Wales. Cardiff is not as big as London, but there are a lot of things to see. There is also a castle! Did you know that Wales has got more castles than any other country in the world? At the end of our day in Cardiff some of us went shopping.

(Luke, Dave and Jay from Year 8)

1. How did the students know that they were in Wales?

They saw a road sign. It said "Welcome to Wales".

2. Who were the top three of the mountain bike race? 1 Olivia 2 Dave 3 Luke

3. Why was it difficult to sleep? *One of the students/Luke snored.*

4. What is special about Cardiff? *Cardiff is smaller than London but*

there are a lot of sights, for example a castle.



1 I can find out about free-time activities in Wales.

Read the texts and tick the right answer.



Wales is a great place to go horse riding. Welsh horses are very friendly. Come and learn horse riding at the many horse riding schools. You can even ride on the beach.

You can try many different water sports in Wales. Canoeing and surfing are very popular. The Welsh coast is more than 750 miles long.

A lot of people in Wales speak Welsh. Do you want to speak the language too? Learn Welsh in your holidays at one of the language schools in North Wales.

1. Wales is a great place ...

- for water sports only.
- for football.
- for many different free-time activities.

3. Wales is good for water sports because ...

- it has got a long coast.
- there are small rivers.
- it rains a lot.

2. The horses in Wales ...

- are very small.
- are nice.
- are dangerous.

4. In Wales you can ...

- learn English at a summer school.
- listen to people who speak Welsh.
- learn how to fish at a special school.

2 I can talk about plans in the near future.

Complete the dialogue with am or are and the verb forms from the blue boxes.

going to meet going to do going to go going to look after going to play

A: What are you going to do at the weekend?

B: I am going to meet my friends. And

I am going to play rugby.

What are you going to do ?

A: I am going to go to the swimming pool

on Saturday. Then on Sunday I am going to

look after my little sister.



3 I can compare things and activities.

Match the sentence parts.

1. Mountain biking is faster _____ boring than rugby.
2. Hiking is more _____ as dangerous as skiing.
3. The zip line is as _____ than cycling.
4. Camping is not _____ exciting as rock climbing.

4 I can present information about an activity or a place.

Write two texts about an activity and a place you like. (Lösungsvorschlag)

ACTIVITY

I like tennis _____.

It is the most interesting _____ activity.

It is easy _____ to learn.

You need sports clothes _____.

football

tennis

...

most exciting

fastest

...

easy

difficult

...

sports clothes

a helmet

...

PLACE

My favourite place is a castle _____.

Its name is Burg Trausnitz _____.

It is the best _____ place I know.

The tickets are cheap _____.

Take a picnic _____ when you go there.

museum

castle

...

most interesting

most famous

...

expensive

cheap

...

some food

a map

...

5 I can understand a report from a school website.

Read the text "Our school trip to Wales" on page 45 again and finish the sentences.

1. The students saw a road sign in Welsh _____.
2. The first activity they chose was mountain biking _____.
3. On their last day, they went to Caldicot Castle and Cardiff _____.
4. Wales has got the highest number of castles _____.



SPEAKING SKILLS



Speaking is fun!

69/5

1 Choose the most polite sentences to ask the way.

Remember the four magic words in English when you do this exercise.

1. What can you say to start the dialogue?

Excuse me, can you tell me the way to the castle, please?

I want to know the way to the castle.

What's the way to the castle?

2. What can you say when the person speaks very fast?

Don't speak so fast!

Sorry, can you say that again, please?

Repeat that once again.

3. What can you say if you don't understand a word?

I'm sorry, what does the word 'crossroads' mean?

What?

Can't you say that in a simpler way?

4. How do you end the dialogue?

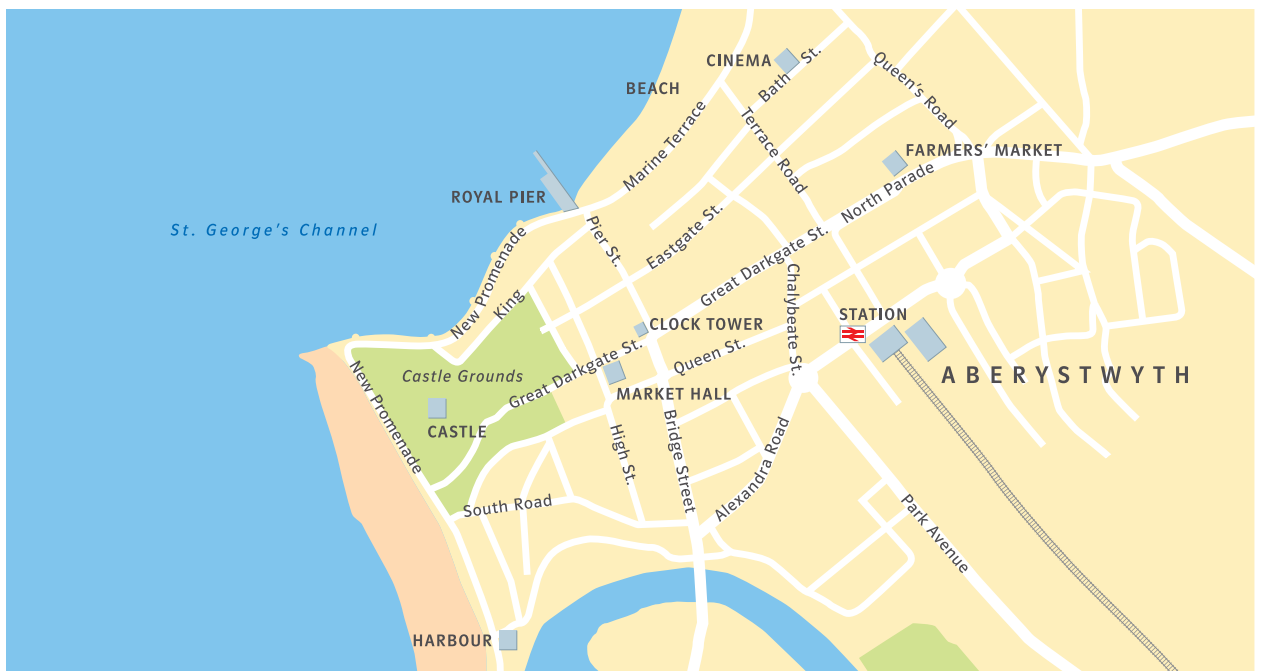
OK, bye.

Thank you very much. Goodbye.

See you.

69/5

2 Look at the map, read the sentences and put them in the correct order.



4 You can see the clock tower right in front of you.

6 You're welcome. Goodbye!

2 Yes, of course. Go down Alexandra Road and turn right into Chalybeate Street.

5 Thank you very much. Goodbye.

3 Then take the next street on your left – that is Queen Street. Then turn right into Bridge Street.

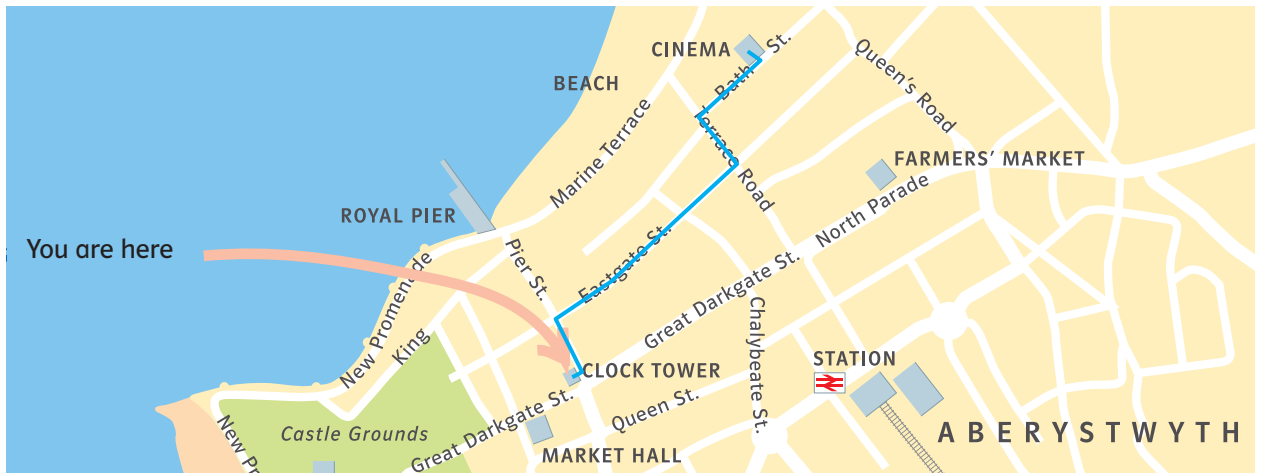
1 Excuse me, can you tell me how to get from the train station to the clock tower?



16
69/5

3 (LISTENING) Can you find the way?

a) Listen to the dialogue and draw the route on the map. Start at the clock tower.



b) The film is over. Tell your partner how to get back from the cinema to the clock tower.

4 Make a dialogue.

69/5

a) Choose two places from the pictures. One for the start and one for the end of your way. Find the places on the map on page 48 and make a dialogue.

Write it down or take notes.

Think of the four magic words again. And don't forget to add an introduction and an ending to your dialogue.



b) Practise your dialogue.

c) Record your dialogue. Then play it to another group. Can they find the way on the map?