

# Christmas time

## 1 Make a Christmas pudding decoration.

### CULTURE

Christmas pudding is a plum pudding. It has got plums and other fruit in it. Families in England eat Christmas pudding at Christmas, but they make it four weeks before Christmas. Have you got any Christmas traditions at home?



You need:



a sheet of white paper, A4



felt-tips and pencils



scissors




glue




a piece of string (15 cm)




1. Draw six circles. Use something round to help you.



2. Colour your circles.



3. Cut out the six circles.



4. Fold all of the circles in half.




5. Stick the semi-circles together.



6. Make a hole.



7. Make a ball.



8. Pull the string through the hole.



9. Hang up your decorations on the Christmas tree or in the classroom.

## 2 Make your own Christmas cards.

Here are some ideas for your cards.



Merry Christmas

You can use these messages on your cards.



### CULTURE

People in England send a lot of Christmas cards to friends and family. They put them in their living rooms. Some families get more than a hundred Christmas cards.



Can you say "Merry Christmas" in other languages?

