


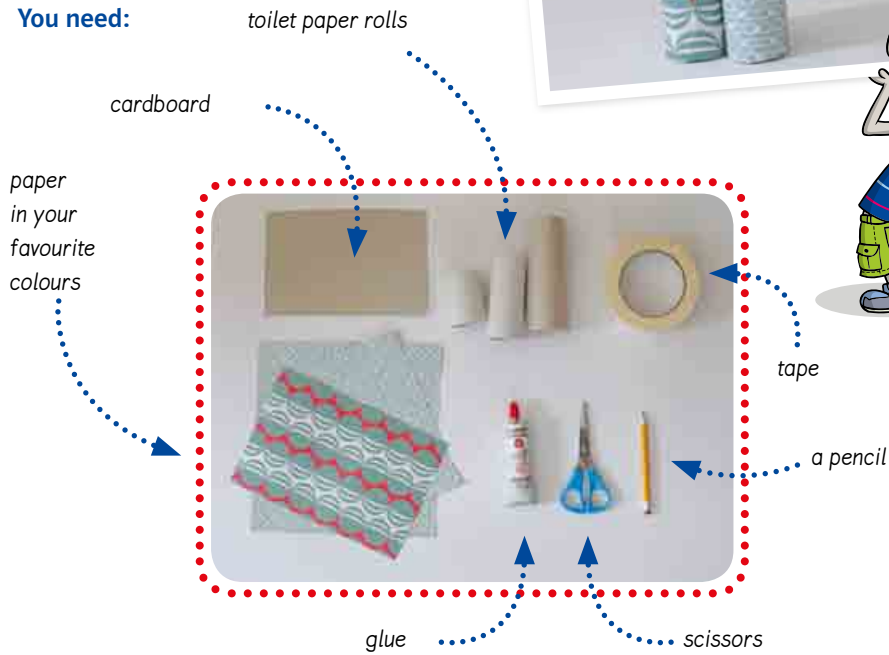
DIY – Do-it-yourself: Pen holder



Make a pen holder like this for your room!



You need:



Draw a circle on the cardboard.



Cut out the circle.




Use the tape to stick the circle to the roll.



Use the glue to stick the paper to the roll. Cut off the rest of the paper.

to stick [stɪk] kleben



Make small cuts in the rest of the paper and fold it down at both sides.



Do the same for all your rolls.
Then stick them together.



You can use fabric, yarn
or other things too.
Be creative!



to fold [fəʊld] **falt**en ○ fabric [ˈfæbrɪk] **Stoff** ○ yarn [jɑ:n] **Wolle**