



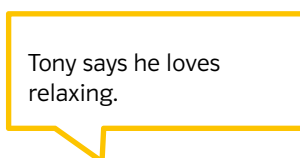

What do they say?




1. Play in groups of three or four.
2. Cut out all the cards. Each player takes three cards with speech bubbles. Put the rest of these cards in a pile face down and put the picture cards in another pile face down.
3. Turn over a picture card.
4. All the players check if they have a speech bubble with a matching sentence for the situation. If a player has one, he/she puts the card on the table and changes the sentence in the speech bubble from direct to indirect speech.
5. The other players check if the sentence matches the picture and is correct. If so, the player keeps the picture card and takes a new speech bubble card. If not, or if no one has a matching speech bubble, take the picture card out of the game.
6. Turn over the next picture card.
7. The game ends when all picture cards in the pile are gone. The player with the most picture cards wins.

to turn over sth [tʊ:n 'əʊvə] *etw. umdrehen* ○ pile [paɪ] *Stapel*

Example:







Climbing is one of my
favourite sports!

The film is exciting!

This is my new friend
Marvin.

I don't want to do my
homework.

I want to be like Superman!

My new hobby is surfing.

The water is wild here!

My ankle hurts!

I'm very busy!

I like listening to music.

I'm winning this race!

Red Nose Day is one of my
favourite days!

I want to be a private
detective one day.

I must make a cake for
Tony's birthday.

Susi, we must bring a
present!

Tony, we should go to the
Tower of London!

We love dancing at the
Notting Hill Carnival!

Playing tennis is very
difficult.

I want to be fit!

Oh no! I forgot my dinner!

I love singing in the rain!