



\_\_\_/4P

**Ziel 1: Ich kann über Sehenswürdigkeiten in London sprechen.**

→p.38/1

Write about two sights in London. Why are they interesting for you?

I would like to visit ...

It looks really ...

I like ...

I'm sure it's very ...

(Lösungsvorschlag) I would like to visit St Paul's. I like old buildings.

I would like to visit the Shard. I'm sure it's very interesting./ It looks really cool.

\_\_\_/4P

**Ziel 2: Ich kann Sehenswürdigkeiten miteinander vergleichen.**

→p.38/2

Compare the sights.

- Munich is the biggest (big) city in Bavaria.
- I think our town's city centre is the prettiest (pretty) city centre in Germany.
- The church in our town is older (old) than our school building.
- I think our town's stadium is nicer (nice) than the museum.
- The park is the coolest (cool) place in our town.

\_\_\_/4P

**Ziel 3: Ich kann sagen, was jemand gerade tut.**

→p.38/3



Look at the picture. What are the people doing? Write four sentences or more. Use the present progressive.

play football

have a picnic

ride a bike

read a book

...

1. A family is having a picnic.

2. A girl is riding a bike.

3. Some boys are playing football.

4. A boy is reading a book.

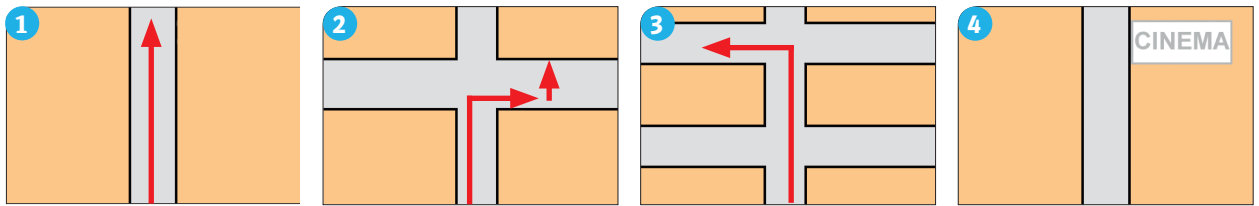
\_\_\_/3P

**Ziel 4: Ich kann jemandem den Weg beschreiben.**

→p.39/4

Look at the street maps and write the words.

Can you tell me the way to the cinema, please?



First go straight on . Turn right . Go straight . Then turn second . The cinema is on the right across the street. left . the right .

\_\_\_/4P

**Ziel 5: Ich kann eine Geschichte über London verstehen.**

→p.39/5

- 1 Next morning Ronnie and Hector flew from the London Eye to Tower Bridge. "Oh no, what are you doing?" Hector shouted. "That isn't fun, Ronnie."  
 "Look, Ronnie," Hector said, "lots of cars and people are going across the bridge." 10 "But what can I do?" Ronnie asked. "I don't know how to close it."  
 5 "I think that's boring," Ronnie answered. "Say 'Abracadabra' three times," Hector said. "Thank you, you are a really good teacher."  
 Suddenly he had an idea. He shouted "Abracadabra!" and the bridge started to open. Ronnie did that and the bridge closed again.

Read the text and circle the correct words.

- Ronnie and Hector flew to the Tower of London / Tower Bridge / the London Eye.
- There were lots of people + cars / students + buses / shops + people.
- Ronnie shouted "Abracadabra!" and the bridge started to fall / to close / to open.
- Hector told Ronnie to say 'Abracadabra' two times / three times / four times.

\_\_\_/3P

**Ziel 6: Ich kann touristische Informationen über eine Sehenswürdigkeit weitergeben.**

→p.39/6

- After an exciting walk on top of the stadium in Greenwich you can visit one of our restaurants there. More than thirty nice restaurants are waiting for you: Here you and your kids can sit down and have a good dinner. You can choose from burgers, chips, salads, cheese sandwiches, fruit and much more.
- Do you want to eat dinner and have an activity for your family at the same time? Then go bowling at the new 'Brooklyn Bowl'. It's open from 6 o'clock in the evening on weekdays and from 12 o'clock at weekends. Just come and see for yourself.



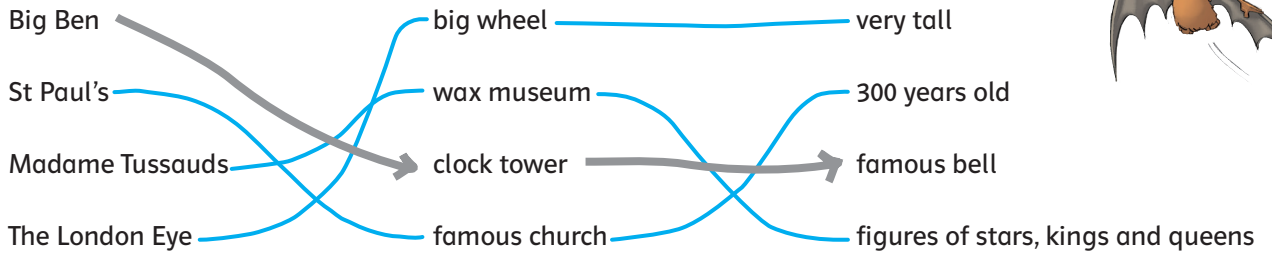
Beantworte die Fragen in Stichpunkten. (Lösungsvorschlag)

- Was kann man nach dem Spaziergang auf dem Stadion besuchen? ein(es der 30) Restaurant(s)
- Was gibt es dort zu essen? Burger, Pommes frites, Salate, Käsesandwiches, Obst u.v.m.
- Was kann man in der „Brooklyn Bowl“ machen? Bowling spielen (und essen)



○ **Ziel 1: Ich kann über Sehenswürdigkeiten in London sprechen.**

a) Welche Wörter gehören zusammen? Ziehe Linien.



b) Schreibe Sätze über zwei der Sehenswürdigkeiten. Du kannst die Wörter aus Aufgabe a) verwenden und durch sinnvolle Wörter ergänzen, um die Sätze zu bilden. (Lösungsvorschlag)

The London Eye is a big wheel. It is very tall.

Madame Tussauds is a wax museum. It has figures of stars, kings and queens.

○ **Ziel 2: Ich kann Sehenswürdigkeiten miteinander vergleichen.**

Vervollständige die Sätze.

the tallest  
  newer  
  scarier  
  the largest

1. The Shard is the tallest building in London.
2. The Shard is newer than Tower Bridge.
3. The London Eye is the largest wheel in Great Britain.
4. The London Dungeon is scarier than Madame Tussauds.

○ **Ziel 3: Ich kann sagen, was jemand gerade tut.**

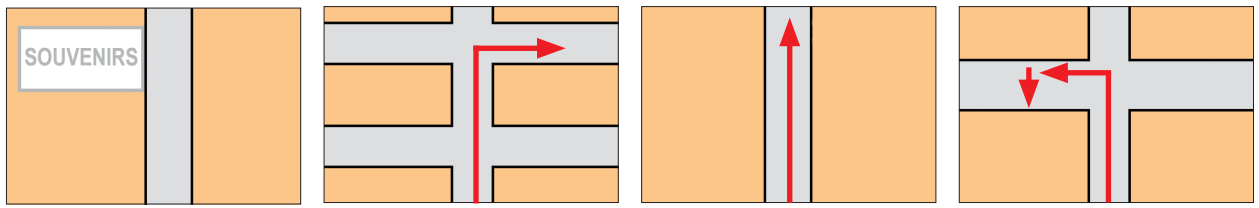
Sieh dir das Bild an und vervollständige die Sätze.

1. Luke is eating (drinking • eating) a sandwich.
2. He is listening (thinking • listening) to music.
3. Luke is writing (writing • making) a message.
4. He is thinking (thinking • singing) about a concert.
5. What is Sherlock doing (waiting • doing)?  
- He is making (standing • making) a mess.



○ **Ziel 4: Ich kann jemandem den Weg beschreiben.**

Verbinde die Skizzen mit den passenden Wegbeschreibungen.



1. First go straight on.      2. Then turn left and go across the street.      3. Turn second right.      4. The souvenir shop is on the left.

○ **Ziel 5: Ich kann eine Geschichte über London verstehen.**

- 1 Next morning Ronnie and his teacher Hector flew to Tower Bridge.  
 “Look, Ronnie,” Hector said, “there are lots of cars and people on the bridge.”
- 5 Then Ronnie had an idea. He shouted “Abracadabra!” and the bridge started to open.  
 “Oh no, what are you doing?” Hector shouted.
- 10 “That isn’t fun, Ronnie.”  
 “But what can I do?” Ronnie asked.  
 “Say ‘Abracadabra’ three times,” Hector said.  
 Ronnie did that and the bridge closed again.  
 “Thank you, Hector, you are a really good teacher.”

a) Lies den Text und unterstreiche im Text die Antworten zu den Fragen.

1. Wo fliegen Ronnie und Hector hin?      3. Was passiert, als Ronnie „Abracadabra!“ ruft?  
 2. Was sehen sie dort?      4. Hector weiß Rat: Was muss Ronnie tun?

b) Nun sieh dir Übung 5 auf Seite 37 noch einmal an. Kannst du sie jetzt lösen?

○ **Ziel 6: Ich kann touristische Informationen über eine Sehenswürdigkeit weitergeben.**

- 1 After a walk on top of the stadium in Greenwich you can visit one of our thirty restaurants. Your kids can have burgers, chips, salads, cheese sandwiches, fruit etc. there.
- 5 Your kids want to have some fun? Then you can go bowling. (Open from 6 o’clock in the evening Monday to Friday and from 12 o’clock at weekends.) Just come and see!



Lies den Text und schau dir die Bilder an. Trage dann die richtigen Informationen ein.

1. Nach dem Spaziergang auf dem Stadion kann man eines der 30 Restaurants besuchen.
2. Es gibt dort Burger, Pommes frites/Salate, Käsesandwiches/Obst und Obst/vieles mehr.
3. Man kann dort auch Bowling spielen.
4. Die Bahn ist an Wochentagen ab 18/6 Uhr und an Wochenenden ab 12 Uhr geöffnet.