

# Goodbye Greenwich – Hello Cornwall!

## 1 The English Riviera

a) Match the pictures of the English Riviera with the phrases.

learn about Celtic culture    play golf    relax at the beach    go kitesurfing

eat pasties    go surfing    go pony trekking    learn some Cornish words



go kitesurfing



eat pasties



learn about

Celtic culture



go surfing



play golf



go pony trekking



learn some Cornish words




relax at the beach



b) Choose two activities from a) that you would like to do. Tell your partner what you like best about them.


## 2 Getting around the English Riviera

- a)  Go to <http://www.englishriviera.co.uk>. Type 'English Riviera map' into the search box. Click onto the search result 'English Riviera map – Map of Torbay'.


Look at the map and tick  the correct box.


	true	false
1. Paignton is south of Brixham.	<input type="checkbox"/>	<input checked="" type="checkbox"/>
2. Torquay is south of Babbacombe Bay.	<input checked="" type="checkbox"/>	<input type="checkbox"/>
3. There's a train station in Brixham.	<input type="checkbox"/>	<input checked="" type="checkbox"/>
4. If you want to get from Torquay to Brixham you can go by boat.	<input checked="" type="checkbox"/>	<input type="checkbox"/>
5. You can walk from Goodrington to Brixham on the South West Coast Path.	<input checked="" type="checkbox"/>	<input type="checkbox"/>


- b) Look at these websites and find out about the attractions. Choose your favourite and find it on the map.


 <http://www.torquaysdinosaurworld.co.uk>

 <http://www.babbacombeodelvillage.co.uk>

 <http://www.paigntonzoo.org.uk>

 <http://www.kents-cavern.co.uk>

- c)  Go to <http://www.nationalrail.co.uk> to find out how to get to your favourite attraction from London. Then complete the list below.



Name of place: individuelle Lösungen, s. Websites

How to get there from London: .....

Opening times: .....

How much it costs: .....

Why it's special: .....

- d) Use the list as a prompt card for a short presentation about the attraction. Show your classmates where the attraction is on the map.